

CAMBRIDGE



Frames - Constructed from solid birch wood. Selected MDF boards used for footstool construction. All joints glued and stapled for extra strength.

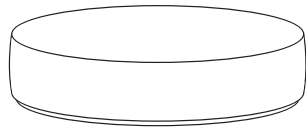
Seat Cushions - All seat cushions are constructed from foam with a 300g high-loft fibre wrap for maximum comfort and support. Seat cushions are reversible.

Back Cushions - All back cushions are filled with conjugate hollow virgin white fibre. Standard Back Cushions are reversible.

Feet - Dark Wood Castor Feet Only.

Care Instructions - Dry Clean Only.

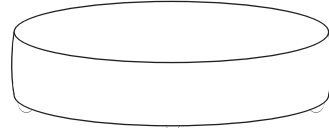
Options - High Back or Scatter Back.



Round Footstool - Swivel Base

H:33 x W:93 x D:93 (cm)


Full Pattern



Round Footstool - Static

H:33 x W:93 x D:93 (cm)


Full Pattern



Accent Chair

H:101 x W:82 x D:92 (cm)

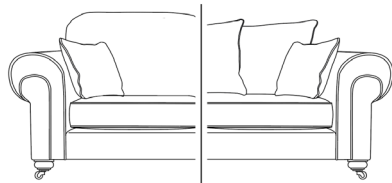
Full Pattern or Full Plain



Lovechair

H:94 x W:144 x D:96 (cm)

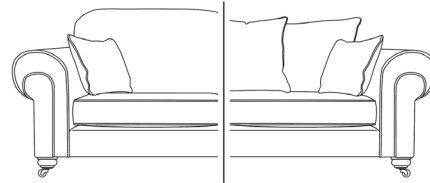
x1 Small Scatters



2 Seater

H:94 x W:185 x D:96 (cm)

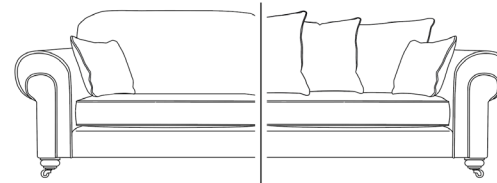
Scatter Combination:
x2 Plain / x1 Pattern
x2 Small Scatters



3 Seater

H:94 x W:210 x D:96 (cm)


Scatter Combination:
x2 Plain / x2 Pattern
x2 Small Scatters



4 Seater

H:94 x W:260 x D:96 (cm)


Scatter Combination:
x2 Plain / x1 Pattern / x2 Malia A
x2 Small Scatters



2 Corner 1

H:94 x W:215 x D:290 (cm)

Scatter Combination:
x3 Plain / x3 Pattern / x2 Malia A / x1 Malia B
x2 Small Scatters



1 Corner 2

H:94 x W:290 x D:215 (cm)

Scatter Combination:
x3 Plain / x3 Pattern / x2 Malia A / x1 Malia B
x2 Small Scatters




2 Corner 2


H:94 x W:290 x D:290 (cm)

Scatter Combination:
x4 Plain / x3 Pattern / x2 Malia A / x2 Malia B
x2 Small Scatters

Swatch Option:



Adele Silver Collection



Adele Coal Collection



Adele Blush Collection



Adele Biscuit Collection