



Painted



There's something truly special about a painted finish... whether it be it's distinctive touch or it's crafted aesthetic, it somehow instantly makes you feel right at home.

But for us, what we really love about Paint is it's ability to give you choice and flexibility. It allows you to make a room your own, choosing colours to match your personal style and flair. From light to dark, bright to pale, there's a shade to suit everyone's individuality.





Luzzi / Gloss Painted Kitchens / See page 28.

Contents

06	Painted Colours
08	Matt Painted Kitchens
26	Gloss Painted Kitchens
32	Timber Painted Kitchens
58	Matt Painted Bedrooms
76	Handles and Knobs



Hyde / Matt Painted Bedrooms / See page 72.




Monroe / Timber Painted Kitchens / See page 46.

Paint Collection

Our Paint Collection has been carefully selected to provide you with the most sought after shades that will stand the test of time. With a wide range of 26 matt and 3 gloss colours to choose from, you're sure to find the perfect match for your kitchen and bedroom interiors.

Our paints are designed to withstand everything that life throws at it. We only use highest quality, highest performing, durable paints, to ensure you get real depth of colour that lasts.



				
White	Ivory	Porcelano	Highland Grey	Light Grey
				
Mussel	Dakar	Pebble	Kashmir	Stone Grey
				
Dust Grey	Wolf Grey	Graphite	French Lavender	Foraged Fruit
				
Sherbet	Sage	Olive	Lava	Conifer
				
Light Blue	Powder Blue	Denim	Eiffel Blue	Quay Blue
				
Nautical	Natural Lacquer*	Gloss White**	Gloss Ivory**	Gloss Light Grey**

*Natural Lacquer only available for Greenwich Oak door style (See page 42).
 **Gloss colours are only available for Luzzi door style (See page 28).
 Colours swatches shown are approximate. See Painted Swatch Book for true colour match.



Door Style: Hartford / White. Handles: Modern Cup / Code 080. Base Knob / Code 081.

For a kitchen interior
that never fails to impress,
choose a timeless finish that
suits every door design

MATT PAINTED KITCHENS



Arena



Hartford



Belair



Hyde

With four unique door styles available in both kitchen and bedroom ranges, you can create timeless, modern and traditional matt painted interiors. All these door styles have several coats of high quality matt paint applied giving them a bold and durable colour finish, that lasts.

KEY FEATURES

4 Door Styles available in 26 Matt Colours



Form with function built in, Arena is the stylish, yet practical choice for your kitchen design. With its integrated handle and smooth exterior surface, it's perfect for those who prefer a more contemporary style.

KEY FEATURES

Handle-less J-Pull style door with a smooth finish. Available in 26 Matt Colours



Door Style: Arena / White, Denim and Graphite.



COLOUR TIP

Shades of warm grey and soft white contrast perfectly with natural wood textures and help break up the space to create a functional room for living and entertaining.



Hartford

Somewhere between classic and contemporary, the Hartford door shows discipline in design by taking a less-is-more approach. Clean lined and quietly elegant, this simple shaker style door is perfect for those who want the best of both worlds.

KEY FEATURES

Shaker style door with a smooth finish. Available in 26 Matt Colours.



Door Style: Hartford / Graphite. Handles: Modern Cup / Code 080. Base Knob / Code 081.

COLOUR TIP

Don't be afraid of the dark... combine Graphite with a classic kitchen design for a dramatically bold, traditional look.



Belair

Belair represents simplicity in its truest form, with its clean lines and smooth, uninterrupted surface. Lending itself perfectly to both modern and minimal kitchen styles, Belair is pared back and understated by design.

KEY FEATURES

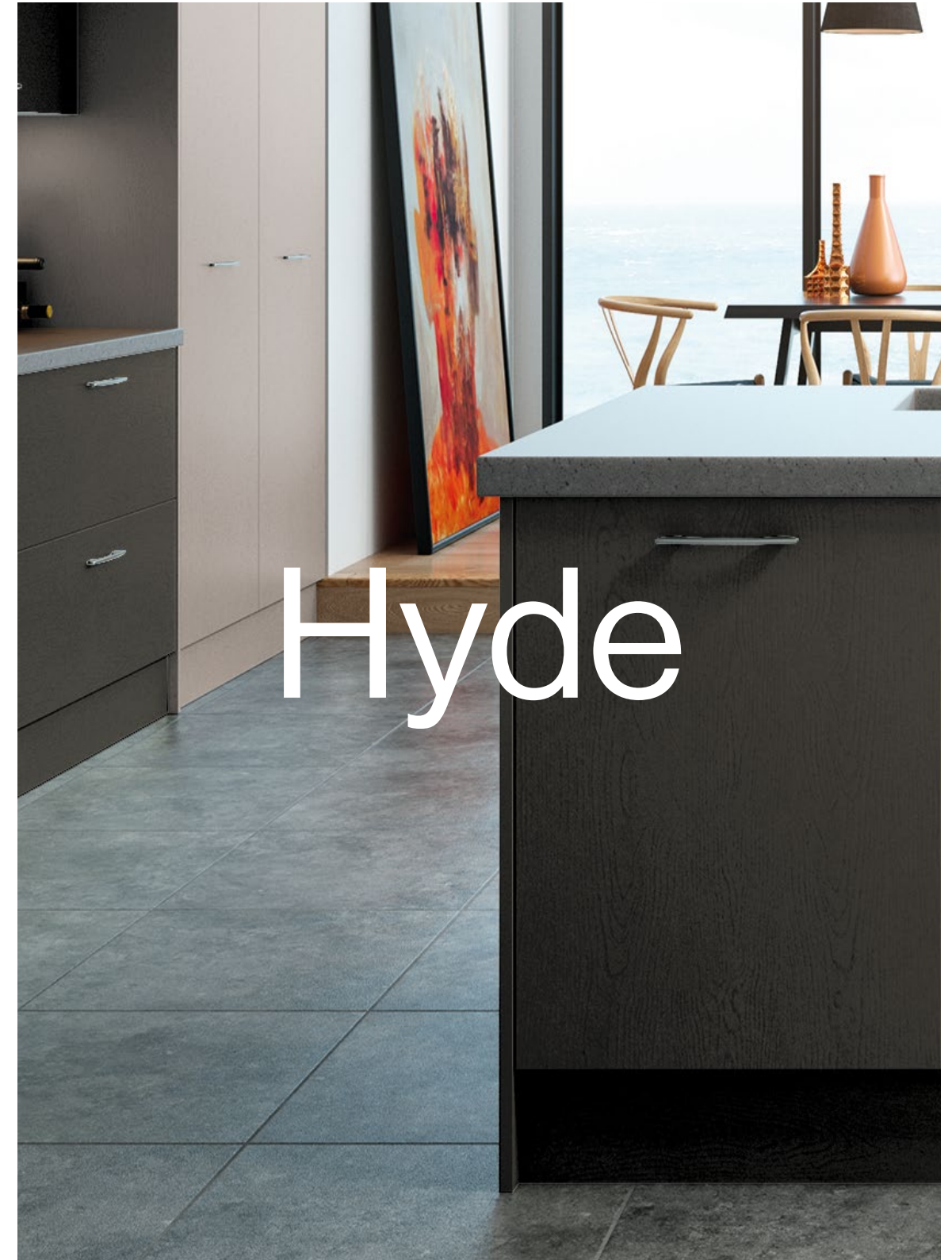
Smooth flat panel style door with square edges. Available in 26 Matt Colours





COLOUR TIP

Create dramatic features with high contrasting colours. Then add highlights of metallic details to transform a monochrome space from plain to polished



Hyde

Minimalistic yet beautifully one-dimensional, Hyde's design is accentuated by it's Matt Painted finish and embossed wood grain texture. Paired with the right colour palette Hyde creates stunningly simple, yet ultra-functional spaces.

KEY FEATURES

Flat panel style door with embossed wood grain effect. Available in 26 Matt Colours



Door Style: Hyde / Dust Grey and Light Grey. Handles: D' Handle / Code 002.

COLOUR TIP


The combination of textured surfaces with a rustic, muted colour palette makes a room feel naturally light and spacious.




Door Style: Luzzi / Gloss White

High gloss, high impact.
Choose a bold, sleek, modern
finish to give your kitchen
design the wow effect

GLOSS PAINTED KITCHENS



Luzzi / Gloss White



Luzzi / Gloss Ivory



Luzzi / Gloss Light Grey

We've fine tuned our gloss painted range to provide you with the sleekest, most contemporary kitchen design. With our true handle-less, J pull style door you can create crisp, clean lines for the ultimate streamlined look. Choose from 3 bright, highly polished gloss colours that will help maximise your space by reflecting light across the kitchen surface.

KEY FEATURES

1 Handle-less Door Style available in 3 Gloss Colours



The one of a kind Luzzi is ideal for creating an abundance of light and space. It's sleek, sophisticated finish makes a bold statement and exudes elegance. It's the perfect choice for those looking to create a luxurious environment for entertaining.

KEY FEATURES

Handle-less J-Pull style door with a smooth gloss finish. Available in 3 Gloss Colours





COLOUR TIP


Shiny surfaces combined with neutral, monochrome colours create a modern and sophisticated look.



Door Style: Edison / Wolf Grey. Handles: Base Knob / Code 081.

Attention to detail,
combined with quality timber
and a coat of fresh paint,
equals design excellence.

TIMBER PAINTED KITCHENS




Albany



Hampton



Greenwich



Monroe



Edison

Take the traditional approach with five beautifully crafted, timeless designs, each made from solid timber. Ranging between both contemporary shaker and classic styles, each door provides a blank canvas for you to add a splash of colour and make your ideal kitchen interior a reality.

KEY FEATURES

5 Solid Timber Door Styles available in 26 Matt Colours



Albany

Perfectly refined in every way, Albany pays homage to traditional shaker principles. Pared back and disciplined by design, it's beauty lies in it's simplicity. With chunky, wide styles and rails it boasts a sturdy, homely aesthetic.

KEY FEATURES

Simple shaker style door made from solid timber. Available in 26 Matt Colours.



Door Style: Albany / Olive. Handles: Flat 'D' / Code 066.

COLOUR TIP

Bring the outdoors in by blending natural, earthy tones with exposed wood textures.



Hampton

Hampton is by far the most traditional kitchen within our Painted Collection. It's finely detailed, moulded centre panel creates a beautiful, country style aesthetic, that lends itself perfectly to any family home interior.

KEY FEATURES

Classic style door made from solid timber. Available in 26 Matt Colours.





COLOUR TIP

Give a classic style kitchen a modern splash of bold colour to create a truly unique look and feel.



Greenwich

For those who prefer a more natural, exposed wood finish, look no further than Greenwich. It's the only kitchen in our Painted collection that allows you to have oak cabinetry. Mix and match your preferred paint colour with either a beautiful lacquered or sanded Oak finish.

KEY FEATURES

Classic style, solid timber door. Available in 26 Matt Colours as well as Natural Lacquer or Sanded Oak.



Door Style: Greenwich / Kashmir and Foraged Fruit. Handles: Essen 'D' Pewter / Code 116.

COLOUR TIP

Find the most interesting feature in your kitchen and make it stand out with a bold, daring colour.



Monroe

NEW RANGE

One of the latest additions to our Painted Collection, Monroe is ideal for those who prefer a contemporary style, but want the authenticity and quality of a solid timber door. With its narrow stiles and rails and minimal detailing Monroe is both refined and confident.

KEY FEATURES

Brand New Range. Contemporary style door made from solid timber. Available in 26 Matt Colours



COLOUR TIP

Brave bright, bold colours to create maximum wow effect. Balance them out with a contrasting, natural tone.

Door Style: Monroe / Lava and Sherbet. Handles: Aries Steel Bar 214mm / Code 003.



COLOUR TIP

Conifer Green is the trendy new alternative to black. Create a sophisticated style by pairing it with a marble worktop.





COLOUR TIP

Mixing tone on tone dark grey and blue shades creates a rich, livable look.



Edison

NEW RANGE

Edison provides the perfect balance between classic and contemporary, with it's minimal frame structure and its subtly curved moulding detail. Sophisticated yet demure, Edison is set to be a modern classic.

KEY FEATURES

Brand New Range. Classic style door made from solid timber. Available in 26 Matt Colours.



COLOUR TIP

Layer up tones of colour to add depth throughout your space. Accents of contrasting colours can highlight interesting features, such as open shelving within a dresser unit.

Door Style: Edison / Nautical, White and Light Blue. **Handles:** Camden Cup Antique Copper / Code 096. / Camden 'D' 168mm Antique Copper / Code 104.





Door Style: Belair / White. Handles: Soho Strap 160mm Pewter / Code 113.

Whatever your style,
you can sleep soundly in
the Bedroom space you've
always dreamed of.

MATT PAINTED BEDROOMS



Arena

Hartford

Belair

Hyde



Arena

Create a modern, streamlined bedroom interior with Arenas, smooth, handle-less design. Sleek and beautifully refined, it is the practical choice for those who prefer less fuss and like everything in its place.

KEY FEATURES

Handle-less J-Pull style door with a smooth finish. Available in 26 Matt Colours



Door Style: Arena / Light Grey

61



COLOUR TIP

Deep, cool blues create the perception of depth. Combine them with mossy greens and natural tones to add warmth and create cosy, inviting space



Hartford

Hartford is the door for those who prefer a more classic style interior. It's perfectly timeless, with it's shaker inspired design yet retains a sense of simplicity with it's minimal detailing. With the option to add custom paneling you have full control over your finished look.

KEY FEATURES

Shaker style door with a smooth finish. Available in 26 Matt Colours.



COLOUR TIP

Offset the colour of your cabinets with a bold contrasting wall colour to create an intimate bedroom interior.

Door Style: Hartford / Pebble. **Handles:** Camden 'D' 168mm Pewter / Code 107. Camden Cup Pewter / Code 099.



Belair

When it comes to creating a contemporary yet glamorous bedroom interior, Belair is the perfect choice. Its smooth, minimal design provides a blank canvas for you to add colour and dress your space with styles of your choice.

KEY FEATURES

Smooth flat panel style door with square edges. Available in 26 Matt Colours.



Opposite Page: Belair / Dakar. **Handles:** Camden 'D' 168mm Brushed Nickel / Code 105.
This Page: Belair / Sage. **Handles:** Soho Strap 160mm Pewter / Code 113.



COLOUR TIP

Combining deep shades with light creamy tones creates a rich, sophisticated look perfect for any master bedroom.



Organised cabinet solutions make for a calming bedroom experience. If your short on space but high on storage, then Hyde has everything you need. You can unwind in style with it's minimal flat panel design and wood grain textured aesthetic.

KEY FEATURES

Flat panel style door with embossed wood grain effect. Available in 26 Matt Colours.



COLOUR TIP

Transform your space into a personal style sanctuary with strikingly rich and glamorous shades.

Door Style: Hyde / Foraged Fruit. Handles: Aries Steel Bar 502mm / Code 003.

Add the finishing touch to bring your room together

HANDLES AND KNOBS

No cabinet is complete (unless it's Arena or Luzzi) without adding the final handle component. Our exclusive range has been carefully selected to meet the latest trends whilst also being strong and durable. With a wide range of styles and finishes to choose from, there's a handle to suit every type of Kitchen, Bedroom and Bathroom.

This colour is called Porcelano, it's a shade from our Painted Collection. See all our Paint colours on page 07.



Tapered Bow /
Code 013



Strap /
Code 017



Roundel /
Code 019



Letterbox /
Code 020



Pewter 'D' /
Code 031



Bronze 'D' /
Code 032



Hammered Bronze 'D' /
Code 037



Hammered Pewter 'D' /
Code 038



Shaker 'D' /
Code 039



Black Dimple 'D' /
Code 040



Satin Chrome Dimple 'D' /
Code 041



Chrome Dimple 'D' /
Code 042



Hammered Bronze Knob /
Code 044



Hammered Pewter Knob /
Code 045



Satin Chrome Dimple Knob /
Code 048



Chrome Dimple Knob /
Code 049



Black Tapered Bow /
Code 050



Beech Knob /
Code 057



Tubular Boss 204mm /
Code 064



Keyhole Bar 152mm /
Code 065



'D' Handle 144mm /
Code 002



Aries Steel Bar 214mm /
Code 003
*Also available 502mm



Scoop /
Code 010



Angled Boss Bar /
Code 011



Flat 'D' /
Code 066



Cromwell Flat 'D' /
Code 068



Cromwell Reeded 'D' /
Code 069



Cromwell Knob /
Code 070



Camden 'D' 328mm
Chrome /
Code 102
New



Camden 'D' 328mm
Pewter /
Code 103
New



Camden 'D' 168mm
Antique Copper /
Code 104
New



Camden 'D' 168mm
Brushed Nickel /
Code 105
New



Beehive Knob /
Code 073



Beam 196 /
Code 076
*Also available 496mm



Modern Cup /
Code 080



Base Knob /
Code 081



Camden 'D' 168mm
Chrome /
Code 106
New



Camden 'D' 168mm
Pewter /
Code 107
New



Soho Strap 320mm
Brushed Nickel /
Code 108
New



Soho Strap 320mm
Chrome /
Code 109
New



Clear Crystal Knob /
Code 082



Pewter Bar /
Code 083



Collar Bar /
Code 084



Flat Curve 190mm /
Code 087
*Also available 340mm



Soho Strap 320mm
Pewter /
Code 110
New



Soho Strap 160mm
Brushed Nickel /
Code 111
New



Soho Strap 160mm
Chrome /
Code 112
New



Soho Strap 160mm
Pewter /
Code 113
New



Zenith /
Code 094
*Available in 15 sizes



Windsor 'D' /
Code 095



Camden Cup
Antique Copper /
Code 096



Camden Cup
Brushed Nickel /
Code 097



Bonn 'D' Black /
Code 114
New



Essen 'D' Chrome /
Code 115
New



Essen 'D' Pewter /
Code 116
New



Slim Square 220mm
Chrome /
Code 117
New



Camden Cup
Handle Chrome /
Code 098



Camden Cup
Handle Pewter /
Code 099



Camden 'D' 328mm
Antique Copper /
Code 100
New



Camden 'D' 328mm
Brushed Nickel /
Code 101
New



Levi Chrome /
Code 118
New



Finsbury 'D' Pewter /
Code 119
New



Finsbury Cup Pewter /
Code 120
New



Painted



WWW.ITS-CABINETS.CO.UK